

## UltraLift2™ Series Shallow Water



### RECOMMENDED FOR


- Boats up to 7,500 lbs.
- Boats up to 28' in length
- Inboard or stern drive
- Drive-in installation
- Floating docks with U-shaped slips

### STANDARD FEATURES

- Low profile molded polyethylene tanks
- All major steel components above the water\*
- Grade 8 pivot hardware
- Made for applications in as little as 3-feet of water\*\*
- Two-piece stainless/polyethylene pitman bushings
- All cast parts are (HSLA) High-Strength Low Alloy steel making them 40 percent stronger than fabricated steel
- Lift capacity 5,000 to 7,500 lb.

\*Exceptions may be necessary for proper installation.  
\*\*22" plus hull draft.

### TECHNICAL SPECS



5000 SW



7500 SW

UL2 Series Shallow Water Specifications	Lifting Capacity	Min. Slip Width	Max. Slip Width	Number of Tanks	Tank Size
<b>5000 SW</b>	5,000 lbs.	9 ft.	18 ft.	2	15" x 40" x 16"9"
<b>7500 SW</b>	7,500 lbs.	12 ft.	18 ft.	3	15" x 40" x 16"9"

Your authorized **HydroHoist®** dealer is:



HydroHoist Boat Lifts • HyPower • Rotek

CORPORATE OFFICE  
915 West Blue Starr Drive  
Claremore, OK 74017 USA

**(918) 341-6811 • 1-800-825-3379 (U.S.)**

sales1@boatlift.com • boatlift.com

# ULTRALIFT2™ SERIES BOAT LIFTS



## WHY SHOULD YOU OWN A HYDROHOIST® BOAT LIFT?



### LOW MAINTENANCE.

- Keeps hull clean
- Prevents marine growth from accumulating on outdrive
- Hull can easily be sprayed off and wiped down when on lift
- Keeps the boat looking new for years to come

### PROTECT YOUR INVESTMENT.

- Prevents boat from hitting dock during heavy wake or inclement weather
- Controls water osmosis in hull of boat
- Protects boat and outdrive from electrolysis

### READY TO GO.

- Immediate access to the water
- Far superior to trailering or dry stack storage



800.825.3379 • BOATLIFT.COM

### UltraLift2™ Series 4400-8800



#### RECOMMENDED FOR

- Boats up to 8,800 lbs. and up to 28' overall length
- Inboard or stern drive
- Drive-in or back-in installations
- Floating docks with U-shaped slips
- Sailboat option

#### STANDARD FEATURES


- Custom-molded, high-impact polyethylene tanks
  - All major steel components above the water\*
  - Hot-dipped, zinc-galvanized structural steel frame/fasteners
  - Heavy-duty 1/4" thick torsion bars
  - Heavy-duty hull support system
  - Grade-8 pivot hardware
  - All cast parts are (HSLA) High-Strength Low Alloy steel making them 40 percent stronger than fabricated steel
- \*Exceptions may be necessary for proper installation.

#### TECHNICAL SPECS

UL2 Series Specifications	Lifting Capacity	Min. Water Depth	Number of Tanks	Tank Size
4400 UL2	4,400 lbs.	4 ft.*	2	24" x 32" x 13'6"
6600 UL2	6,600 lbs.	5 ft.**	2	32" x 32" x 13'6"
6600-3 Tank-UL2	6,600 lbs.	4 ft.*	3	24" x 32" x 13'6"
6600 3T UL2	6,600 lbs.	4 ft.*	3	24" x 32" x 13'6"
8800 UL2	8,800 lbs.	5 ft.**	2	32" x 32" x 17'6"



### UltraLift2™ Series 10,000-32,000



#### RECOMMENDED FOR

- Boats up to 32,000 lbs. and up to 50' overall length
- Inboard or stern drive
- Drive-in or back-in installations
- Floating docks with U-shaped slips
- Sailboat option

#### STANDARD FEATURES

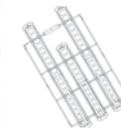
- Precision-designed, custom-molded, high-impact polyethylene tanks
  - All major steel components above the water\*
  - Full-width 5" frame channel with 5" adjustable expansion channel
  - Grade 8 pivot hardware
  - Heavy-duty hull support system
  - All cast parts are HSLA steel making them 40 percent stronger than fabricated steel
- \*Exceptions may be necessary for proper installation.

#### TECHNICAL SPECS

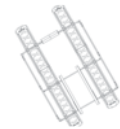
UL2 Series Specifications	Lifting Capacity	Min. Water Depth	Number of Arms
10000 UL2	10,000 lbs.	6	4
12000 UL2	12,000 lbs.	6	4
14000 UL2	14,000 lbs.	6	6
16000 UL2 Short	16,000 lbs.	6	6
16000 UL2 Long	16,000 lbs.	6	6
18000 UL2	18,000 lbs.	6	6
22000 UL2	22,000 lbs.	6	6
24000 UL2	24,000 lbs.	6	8
28000 UL2	28,000 lbs.	6	8
32000 UL2	32,000 lbs.	6	8



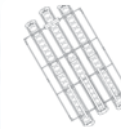
10000 UL2



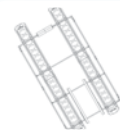
18000 UL2



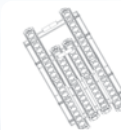
12000 UL2



22000 UL2



14000 UL2



24000 UL2



16000 UL2 Short



28000 UL2



16000 UL2 Long



32000 UL2

### UltraLift2™ Series Front Mount



#### RECOMMENDED FOR

- Boats up to 6,600 lbs.
- Boats up to 26' in length
- Floating docks
- Extra-wide slips
- L-shaped moorings
- No maximum slip width

#### STANDARD FEATURES

- Hoist is available for inboard boats, pontoon boats, and tri-toon boats
- Ultra-tough polyethylene tanks
- Hot-dipped, zinc-galvanized structural steel and fasteners
- Superior marine-grade hardware
- Adjustable hull support
- Grade 8 pivot hardware
- All cast parts are HSLA steel making them 40 percent stronger than fabricated steel
- Lift capacities of 4,400 and 6,600 lbs.

#### TECHNICAL SPECS

Front Mount™ FM Lift Specifications	Lifting Capacity	Min. Water Depth	Tank Size
4400 FM	4,400 lbs.	7 ft.	24" x 32" x 13'6"
6600 FM	6,600 lbs.	7 ft. 9 in.	32" x 32" x 13'6"

#### OPTIONS

- Custom hull pads for special applications
- Custom mooring hardware